



104普化實驗操作考試

分光光度計機型介紹

Introduction of three-different types spectrophotometer



機型A

Type A

顯示Abs測吸光值 it shows Abs

Function button
To switch absorbance or transmittance.

功能選擇鍵
切換Abs或%T

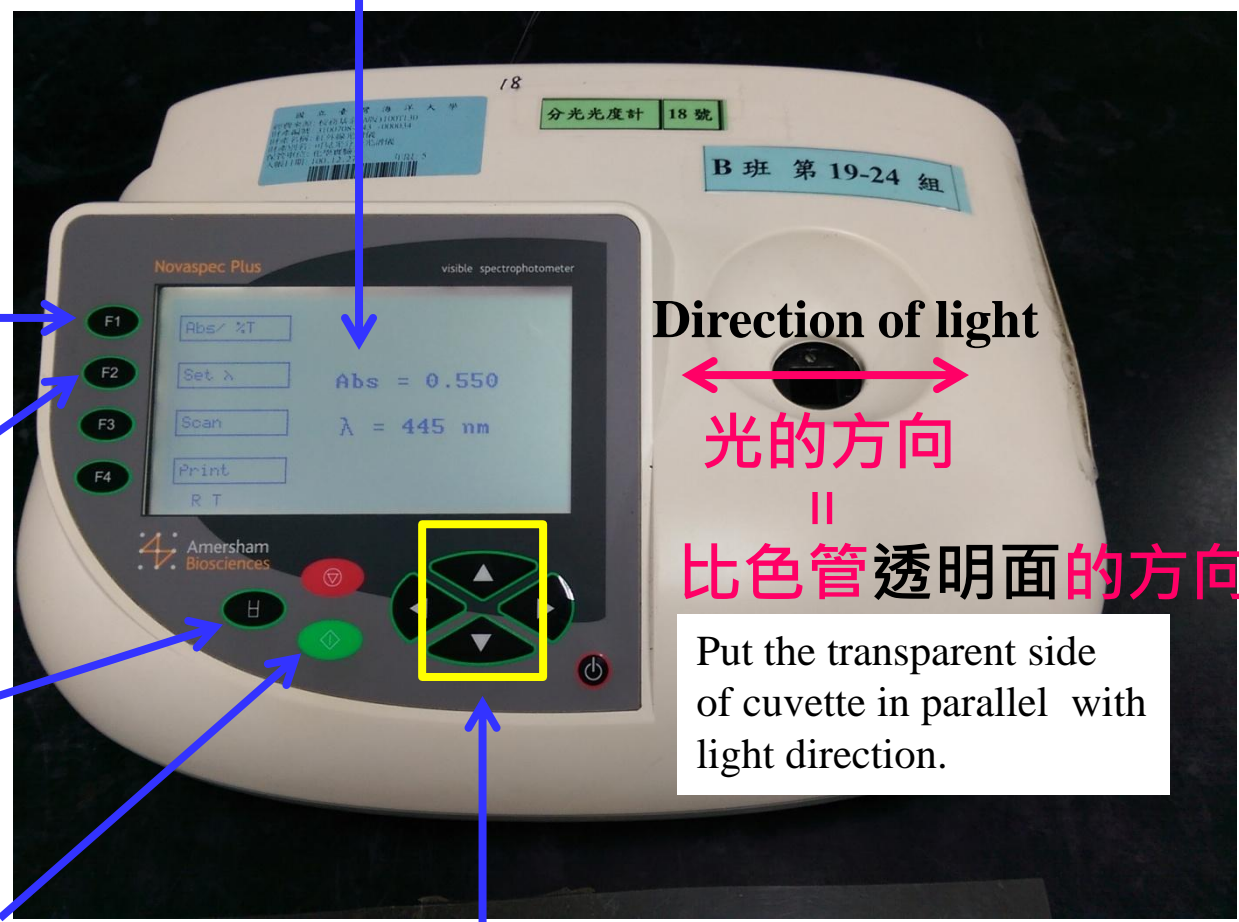
波長設定鍵
Set wavelength

歸零校正鍵
Zero correction

測定鍵
按了才會測定結果

Run button
Showing the result(absorbance) after pushed this button.

調整波長



Direction of light
光的方向
||
比色管透明面的方向

Put the transparent side of cuvette in parallel with light direction.

機型B

Type B



比色管透明面的方向



it shows Abs
顯示Abs測吸光值

波長設定鍵
Set wavelength

歸零校正鍵
Blank, Zero correction

輸入波長後要按Enter
Check the wavelength

功能選擇鍵
切換Abs、T或C

Function button
To switch absorbance,
transmittance or concentration.

機型C

Type C

調整波長

Set wavelength

歸零校正鍵


Zero correction

功能選擇鍵

切換Abs、T或C

Function button

To switch absorbance, transmittance or concentration.



比色管透明面的方向

Put the transparent side of cuvette in parallel with light direction.